


OPV ONLINE 4.7.5


OPV Online has a new feature with this version, that allows proofing administrators to publish trade item/media immediately in the system. That means that OPV will no longer sign out approved proofs for publication, this will in the future be done by the supplier.

New and improved search function is implemented and now also the possibility for suppliers with proofing-rights to export optional article data field for any optional product as an Excel file. All suppliers that supply OPV Online with article data via GDSN, those field will from now on be locked for any editing. This is to assure SVOT.

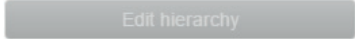
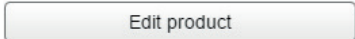


Proofing Administration

Articles that is not yet stored on OPV Online will continue to be registered by OPV and sent to proofing system. When supplier manage its articles/images in the proofing system and chose appropriated publication level, M2M export etc. and sign out the proof, it will be immediately published with no interference of OPV.

 Approve and publish the product

 Save and forward within the company

The Supplier's Proof administrators still have the capability to edit articles or edit the hierarchy in OPV Online. This is done by the buttons under each product image. All administration done by supplier in the proofing system will automatically get published when authorized by approval.

Export of article data as Excel file

All OPV Online's data fields could now be exported as an Excel file. Supplier Administration account is required. The function to export data is found under Settings --> Export product information.






To select the assortment you wish to export, is done either by the latest search result or by products saved in the Cart. Click the check box for every field you wish to export and press the button "Create Excel file". For those suppliers that have created own Custom Fields in OPV Online, they are of course also included in the export.

Administrativa funktioner
Produkter
[Redigera GS1-bildegenskaper](#)
[Exportera produktinformation](#)
Menyer
[Redigera menyer](#)

Improved quick search function

Every OPV Online main frame will now contain a new quick and smart search function. As soon as user types in letters, it will be displayed as: Suppliers, Brands or unique products.

Click any of the search results for Supplier, Brand or Products and the results will be displayed.

Suppliers	Brand names
 Menigo Foodservice AB	TM 4office
 Sweden Herbs & Spices AB	TM AntiLice
 Swedish Fine Rice and Food AB	TM Choice
 Unilever Finland Spice Ice	TM Green Choice
 Wemers Gourmetservice	TM Ice Power
	TM Krusovice
	TM Kungsömen Foodservice
	TM Original Slicea
	+ More. Search for all brand names containing "ice"








Article data from GDSN

The most secure, quickest and efficient way to uphold correct article data in OPV Online is to export it from GDSN. OPV Online is recipient of Trade Item data from GDSN, so the only thing supplier needs to do is to include OPV as recipient in its VCD-application.

In OPV Online V.475, all fields that received article data from GDSN will be locked. This means they would not be editable in the proofing system. All fields that receives article data from GDSN will be marked with an icon. 

Repair Hand cream 5% Karbamid Mellannivå / Detaljistförpackning

Basic information Extended info ID Numbers Meas./Weight/Volume Markings Misc.

Name	Original value	New value
Height (mm) 	132	<input type="text" value="132"/>
Width (mm) 	55	<input type="text" value="55"/>
Depth (mm) 	44	<input type="text" value="44"/>
No. items in this consumer unit		<input type="text"/>
Net weight 		<input type="text"/>
Weight unit 		<input type="text"/> <input type="button" value="Select unit"/>
Net volume 	75	<input type="text" value="75"/>
Volume unit 	ml	<input type="text" value="ml"/> <input type="button" value="Select unit"/>
Nestingheight	0	<input type="text" value="0"/>
Nestingheight unit	mm	
Nestingtype	None	<input type="button" value="None"/>
Nesting direction	None	<input type="button" value="None"/>

Since article data stored and registered in GDSN doesn't always live up to the demands that: suppliers, Front-end or Omni Channels have regarding article data, each supplier could implement a own rule guide regarding article data transfer to OPV Online.

- Suppliers could exclude GS1 XML attributes from being imported to OPV Online
- Suppliers could chose to import fields from GDSN but not mark them as validated GDSN and therefore make them editable.

For more information and support, contact us at OPV In-Store Promotion AB.

info@opv.se
+46 (0)480-496 100